



Name: \_\_\_\_\_

Date: \_\_\_\_\_

## Narrative Writing Checklist




### Grade 5

#### STRUCTURE

Overall	<p>I wrote a story of an important moment.</p> <p>It read like a story, even though it might be a true account.</p>				
	<p>Did I do it like a fifth grader?</p>	NOT YET	STARTING TO	YES!	
Lead	 <p><i>It all started when my friend Dana dared me to ... I had never ... before ... only ... But ...</i></p>	<p>I wrote a beginning in which I not only showed what was happening and where, but also gave some clues to what would later become a problem for the main character.</p>	<input type="checkbox"/>	<input type="checkbox"/>	<input type="checkbox"/>
Transitions	 <p><i>Meanwhile... At the same time... Early that morning... Three hours later...</i></p>	<p>I used transitional phrases to show the passage of time in complicated ways, perhaps by showing things happening at the same time (<i>meanwhile, at the same time</i>) or flashback and flash-forward (<i>early that morning, three hours later</i>).</p>	<input type="checkbox"/>	<input type="checkbox"/>	<input type="checkbox"/>

## Narrative Writing Checklist (continued)





### Grade 5

	STRUCTURE (continued)	NOT YET	STARTING TO	YES!
Ending		<input type="checkbox"/>	<input type="checkbox"/>	<input type="checkbox"/>
		<input type="checkbox"/>	<input type="checkbox"/>	<input type="checkbox"/>
Organization		<input type="checkbox"/>	<input type="checkbox"/>	<input type="checkbox"/>

# Narrative Writing Checklist (continued)

## Grade 5





### DEVELOPMENT

	Did I do it like a fifth grader?	NOT YET	STARTING TO	YES!
Elaboration		<input type="checkbox"/>	<input type="checkbox"/>	<input type="checkbox"/>
Craft		<input type="checkbox"/>	<input type="checkbox"/>	<input type="checkbox"/>
		<input type="checkbox"/>	<input type="checkbox"/>	<input type="checkbox"/>
		<input type="checkbox"/>	<input type="checkbox"/>	<input type="checkbox"/>
	<p><u>I stopped. I looked closer.</u>  <u>I gasped. Never before had</u>  <u>I seen so many ladybugs in</u>  <u>one place!</u></p>	<input type="checkbox"/>	<input type="checkbox"/>	<input type="checkbox"/>

# Narrative Writing Checklist (continued)

## Grade 5

### LANGUAGE CONVENTIONS

		Did I do it like a fifth grader?	NOT YET	STARTING TO	YES!
Spelling		I used what I knew about word families and spelling rules to help me spell and edit.	<input type="checkbox"/>	<input type="checkbox"/>	<input type="checkbox"/>
		I used the word wall and dictionaries to help me when needed.	<input type="checkbox"/>	<input type="checkbox"/>	<input type="checkbox"/>
Punctuation	<p>Meanwhile, ↙ Later that day, ↘ As I read on, ↙</p>	I used commas to set off introductory parts of sentences.	<input type="checkbox"/>	<input type="checkbox"/>	<input type="checkbox"/>
		I used a variety of punctuation to fix any run-on sentences.	<input type="checkbox"/>	<input type="checkbox"/>	<input type="checkbox"/>
		I also used commas to show talking directly to someone.	<input type="checkbox"/>	<input type="checkbox"/>	<input type="checkbox"/>